

Letter Packs for Little Learners



Recognition – Sounds – Tracing – Stamping – Flash
Cards – Puzzles – Cut/Paste – Wearables – MORE

Hands-on letter activities and learning games for your Preschool and Pre-K

Regent Studies www.regentstudies.com
classroom.

Letters for little learners – LETTER A - recognition, sound, tracing and craftivities

(Click on title)

Recognition

Color poster

Coloring pages

Follow letter maze (upper and lower case)

Sorting upper and lower case letters, using various fonts (cut and paste)

Sort 3 sizes of letters

Stamp the letters that look like the featured letter

Circle or X the letters that match the left column

I can draw a line to connect the A's with the a's

I can stamp or color all the letters that look like this → A a

I can stamp or color the A's red and the a's blue

I can cut and paste the A's and the a's

Sounds

Letter character – meet Ava Alligator

Letter chant

Cut and paste initial sound pictures onto large letter

Word wall

Flash cards – 4 to a page

Math mats

Foldable little book for letter

Emergent reader for letter

Cut and paste squares

Tracing stamping and writing

Circle stampers on letter shapes

Tracing letters and pictures

I can rainbow trace the A and the a

Craftivities and kinesthetic learning

Letter necklace

Letter bracelets

Letter crown

Sort the letter A candy into the candy jar


Play dough mats

Lacing large letter

Letter puzzle

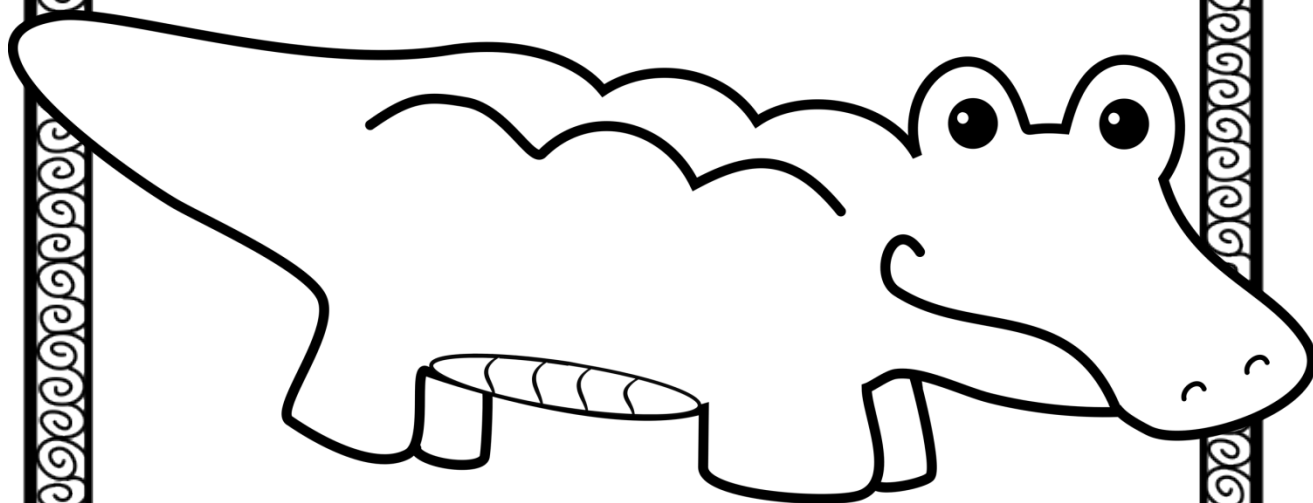
Stick puppets

A a

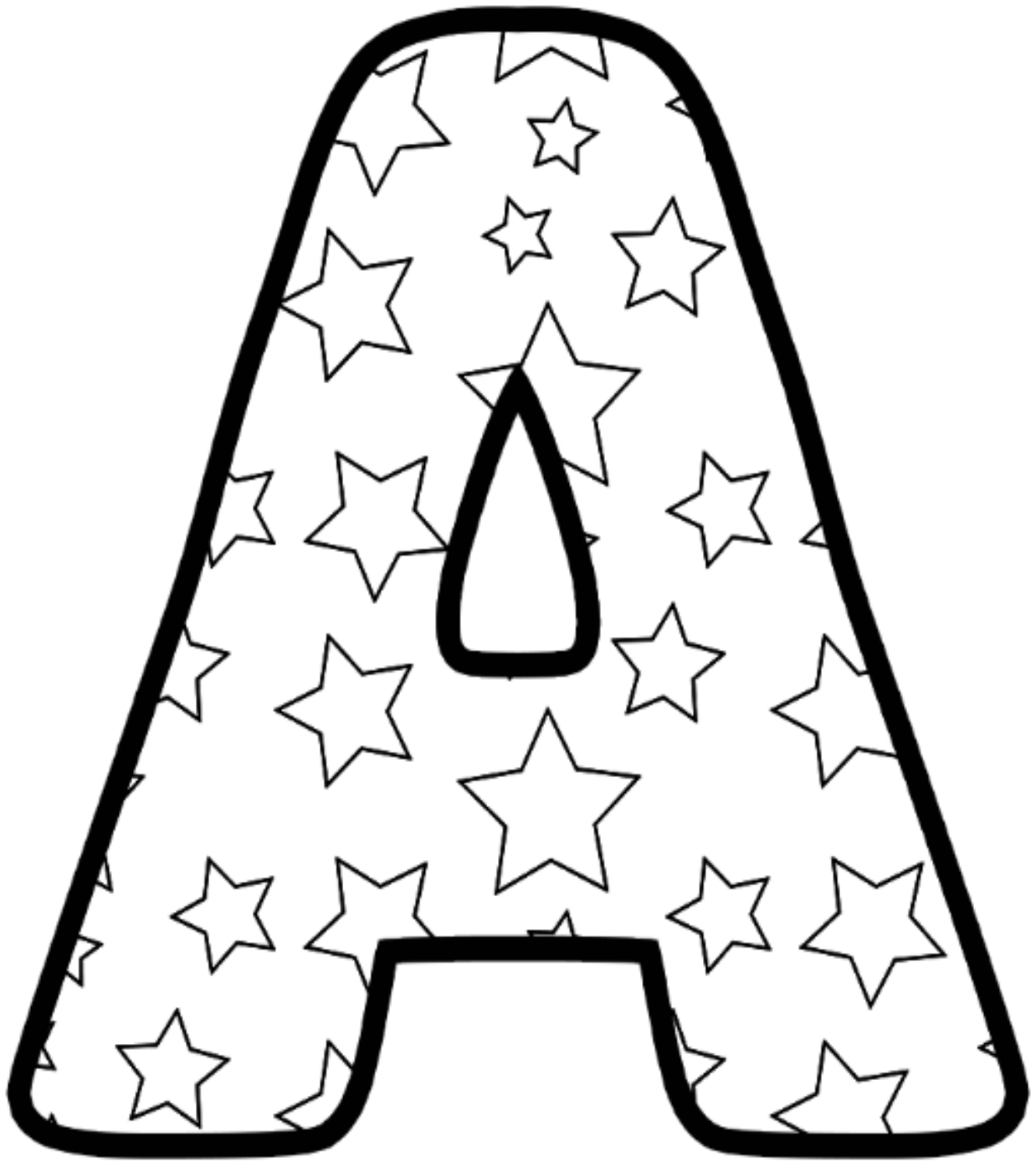


alligator


A a




alligator



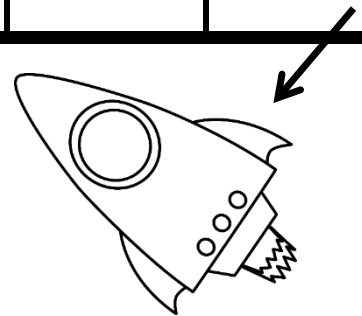
This is A.




This is a.





A	B	D	G	M	S	R
A	A	A	A	S	B	D
B	D	M	A	A	S	M
R	T	D	S	A	B	G
X	V	M	B	A	A	H
W	D	B	S	M	A	R
D	M	S	E	P	A	A






a	a	t	e	m	s	y
b	a	v	q	x	b	d
n	a	a	a	e	k	z
b	g	d	a	a	a	m
x	o	m	b	w	a	a
c	d	f	u	m	i	a
w	n	o	h	x	t	a






Aa



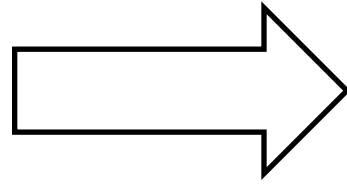
A

a

A	a	a	A	A
a	A	A	a	a



Aa



A

a

A

a

A

a

A

a

A

a

A

a

big

medium

small

A

A

A

A

A

A

A

A

A

A

A

A

A

A

A

A

A

a

a

a

a

a

a

a

a

a

a

a

a

a

a

a

a

a

I can cut and paste the A and the a

A

a

A

a

T

a

E

y

A

d

m

a

A

V

a

A

a

A

A


C

a

a

Stamp or color all the letters that look like this:

A



Stamp or color all the letters that look like this:

a

b

n

a

a

a

c

a

a

b

a


e

r

a

t

a



a


p

w

a

k

I can stamp or color all the letters that look like this: A a



A	B	Z	A	a	a
A	e	A	n	A	a
A	A	a	A	E	b
A	A	a	M	a	A
L	r	A	a	B	N
a	A	d	A	w	a

Circle or X the letters that match the left column.

A

A c D o A c b M

A

b A s A P k m A

A

A K A p t b x A

a

a P E a K M V a

a



T a M b a M w a

a

A a a P a S F a

I can stamp or color the A red.

I can stamp or color the a blue.



I can draw a line to connect the A with a

A

a

A

n

B

a

A

a

A

e

D

a

A

a

A

a

I can draw a line to connect the a with A

a

A

b

n

a

A

a

A

a

e

a

A

c

A

a

A



Ava Alligator loves the letter A.
She also loves adorable ants and
adding apples.

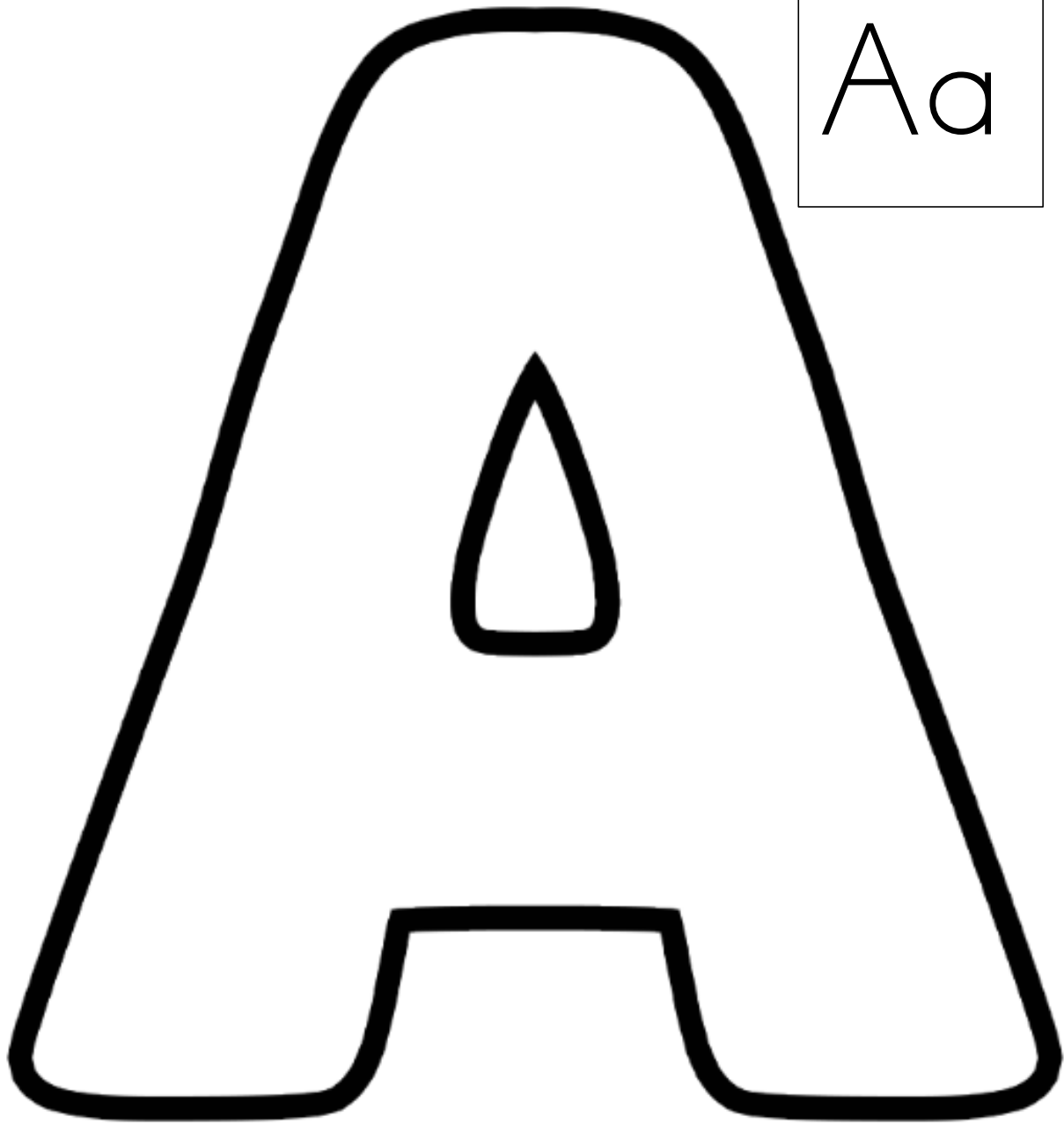


Ava Ava Alligator
Crawled to the
refrigerator.





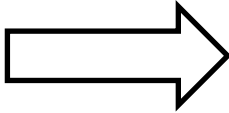


A_(ay) A_(ay) Ava

A_(a) A_(a) Alligator!

Are you
hungry, Ava?




Aa

			
			ABCDEFGHI JKLMNOPQ RSTUVWXYZ


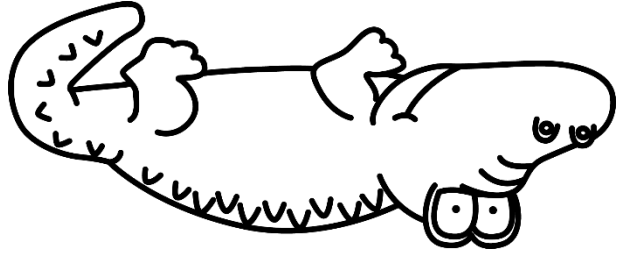
astronaut.

Aa is for



alligator.

Aa is for



Aa is for
apple.


My Little Book
About

Aa

Name: _____


astronaut.

Aa is for




alligator.

Aa is for



Fold 1



Aa is for
apple.

Fold 2

My Little Book
About


Aa

Name: _____

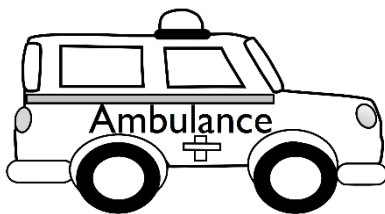
Name: _____

	A a	

Cut and paste squares




ant



ambulance




axe




apple

A a



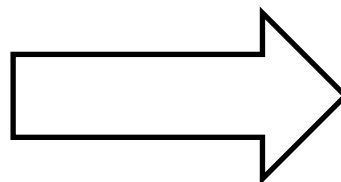
alligator



astronaut

ABCDEFGHIJKLMNOPQRSTUVWXYZ

alphabet



arrow

A

A

a

a

Aa




axe

Aa



apple

Aa




ant

Aa



arrow

Aa




astronaut

Aa



ambulance

Aa



alligator

Aa

ABCDEFGHIJ
KLMNOPQRS
TUVWXYZ


alphabet



apple




axe



ant




arrow



astronaut



ambulance



alligator

ABCDEFGHIJ
KLMNOPQRS
TUVWXYZ

alphabet

My Book About


Aa

Name: _____


My Book About

Aa


Name: _____




I see an apple.




I see an apple.




I see an alligator.




I see an alligator.




I see an ant.



I see an ant.



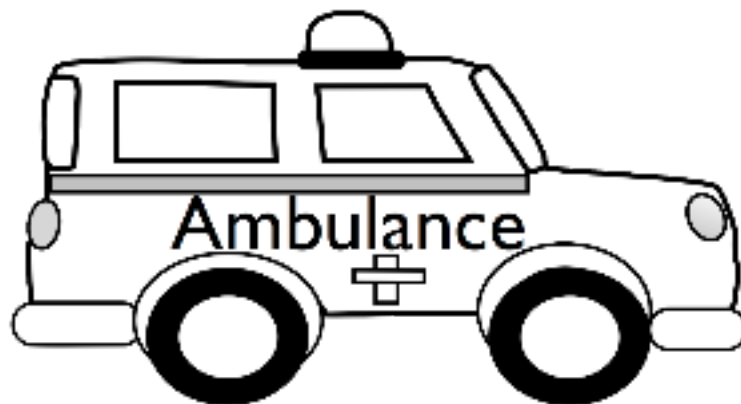
I see an astronaut.



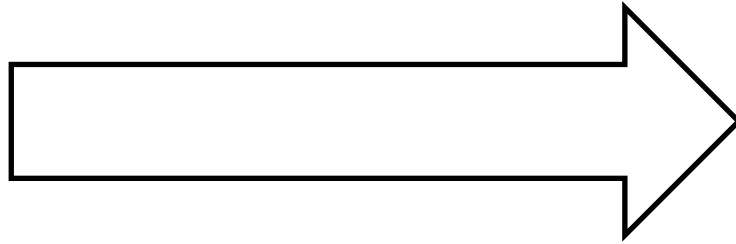
I see an astronaut.



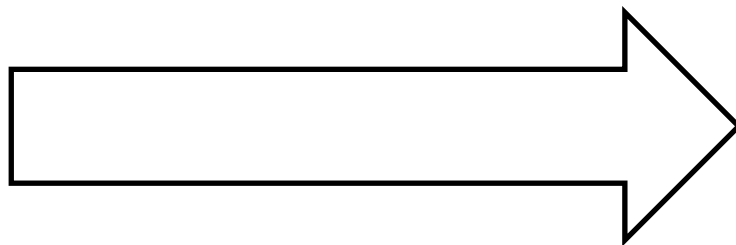
I see an ambulance.





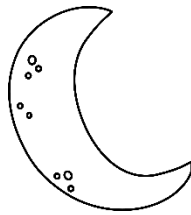
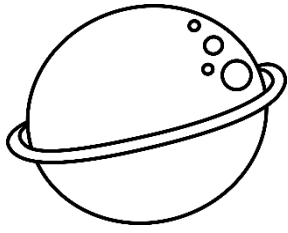
I see an ambulance.




I see an arrow.




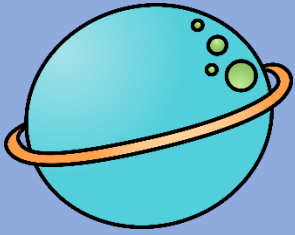



I see an arrow.





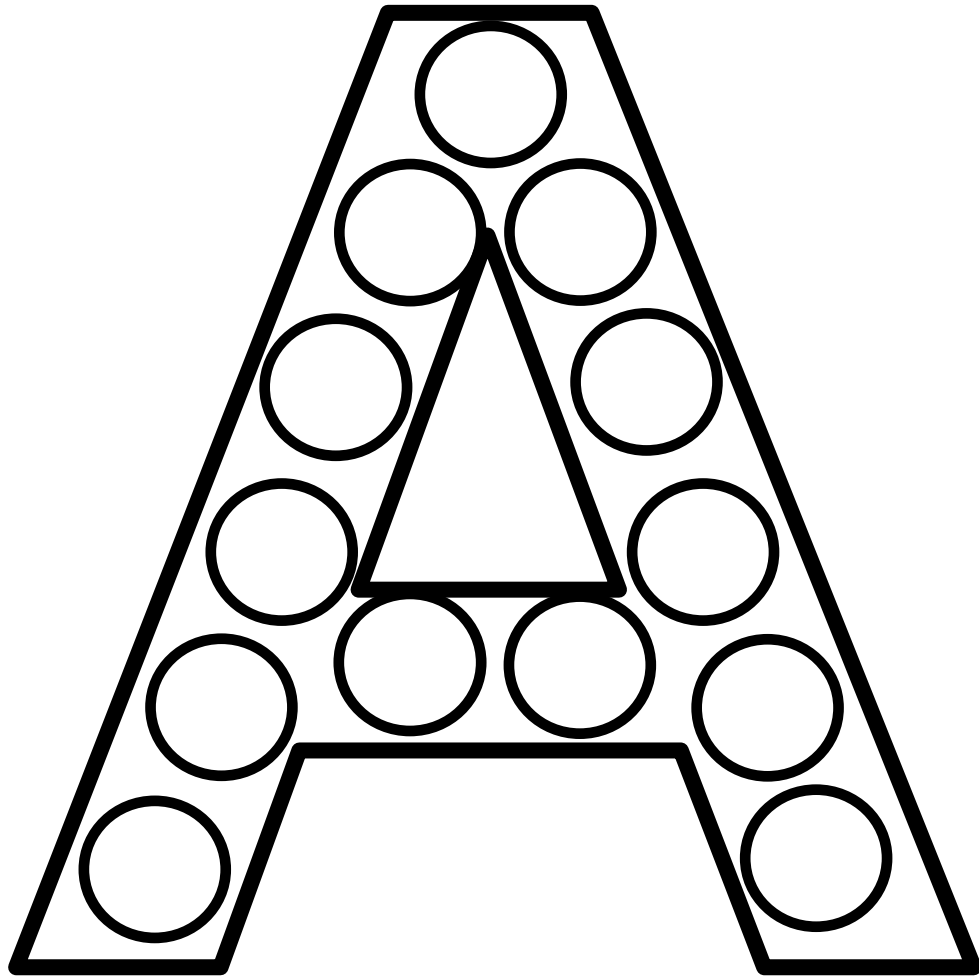
Math Mats – Print as many mats as you need, write a number in the square in the right corner. Cut out the astronauts and count them onto the mats according to the number.



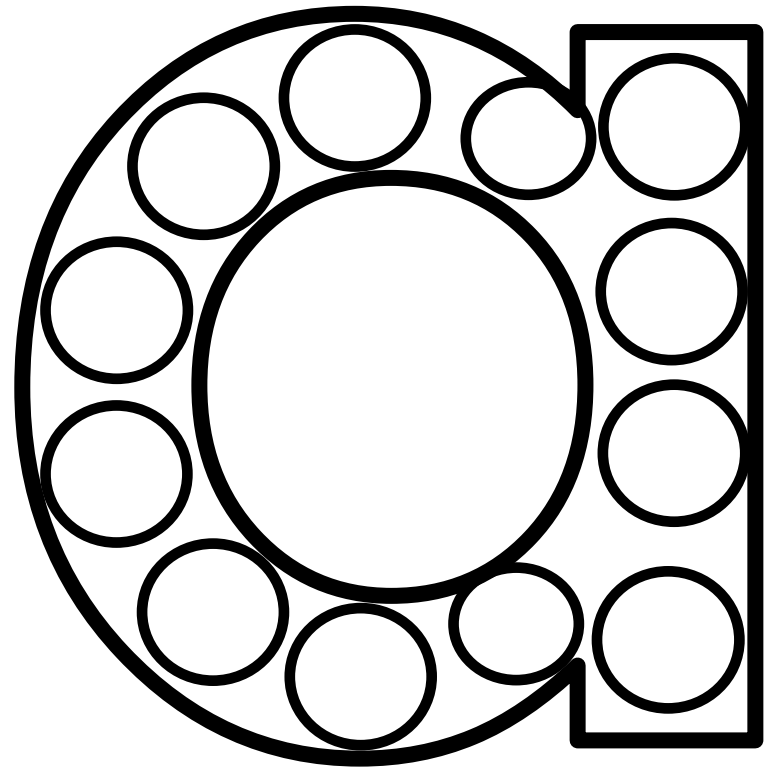


Math Mats – Print as many mats as you need, write a number in the square in the right corner. Cut out the astronauts and count them onto the mats according to the number.

Letter A stamping – use a bingo dauber, stickers or finger prints on the circles.



A



a

I can rainbow trace A and a.

A

A


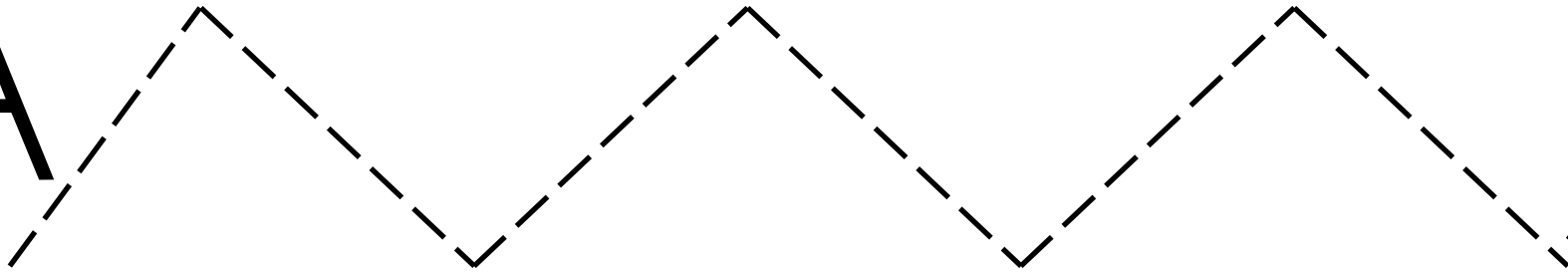
A

a

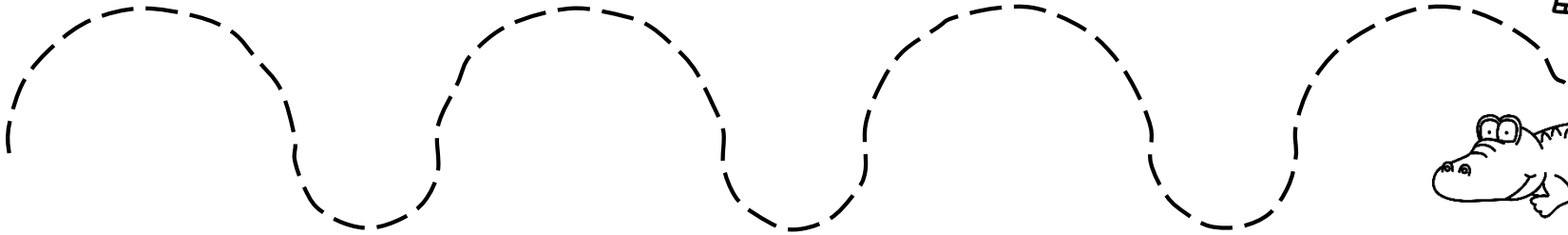
a

a


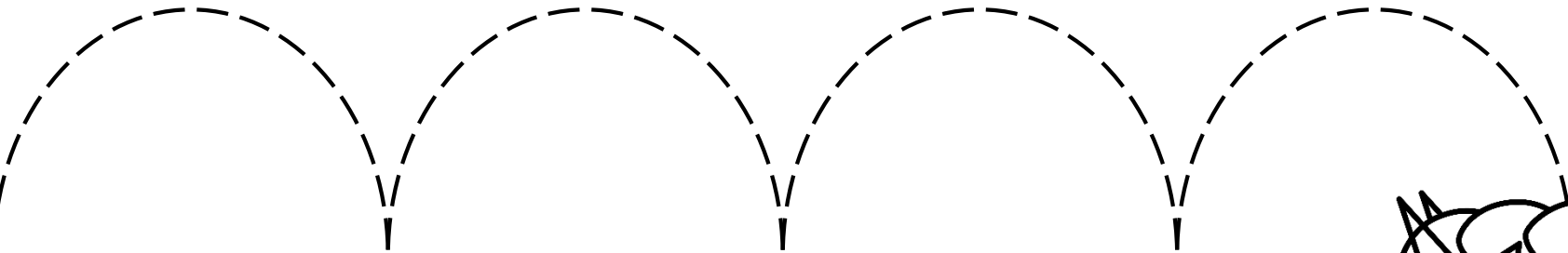
A




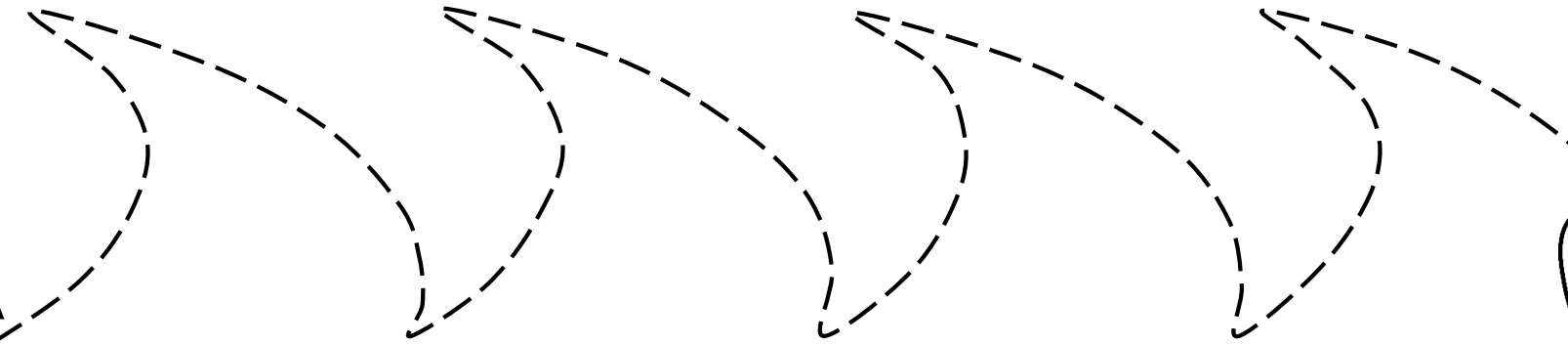
A

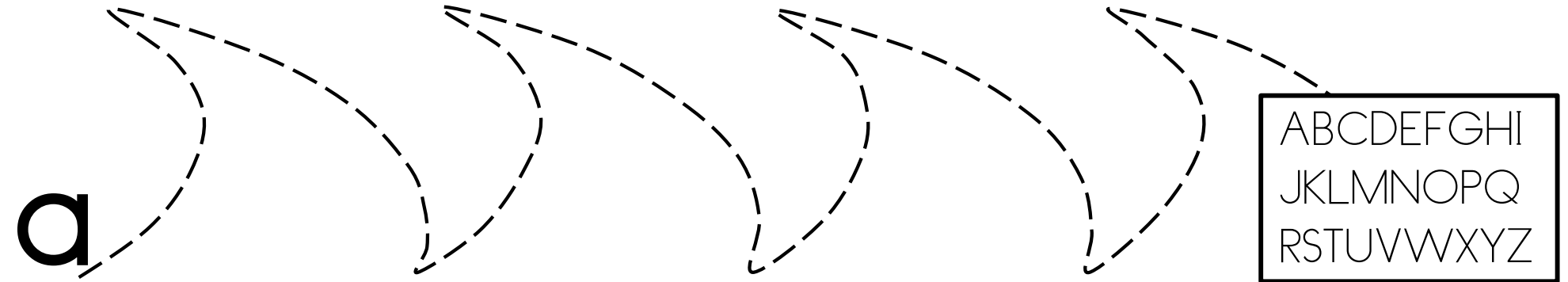
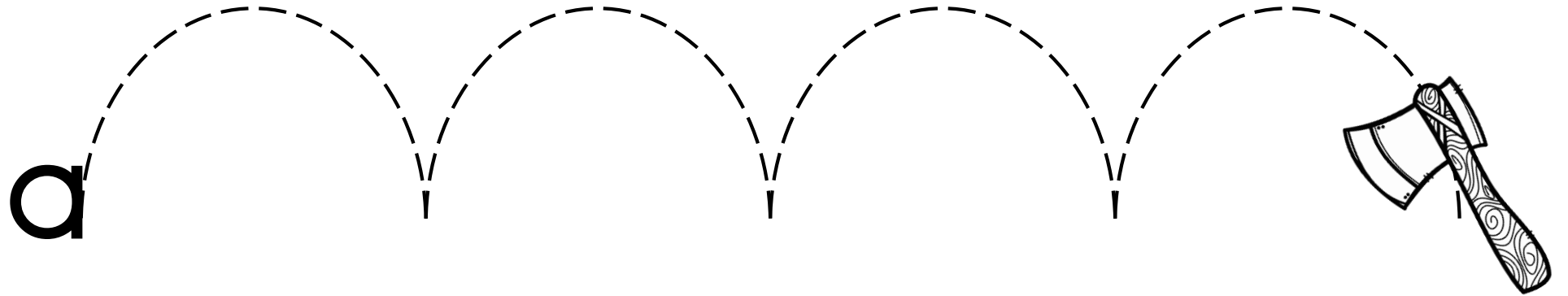
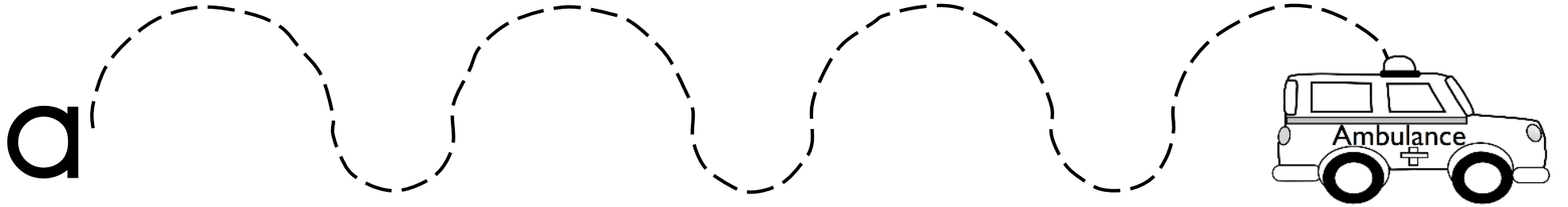
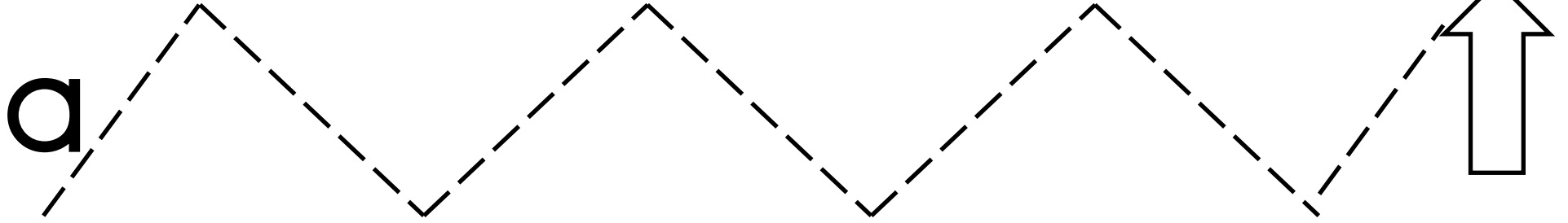


A




A

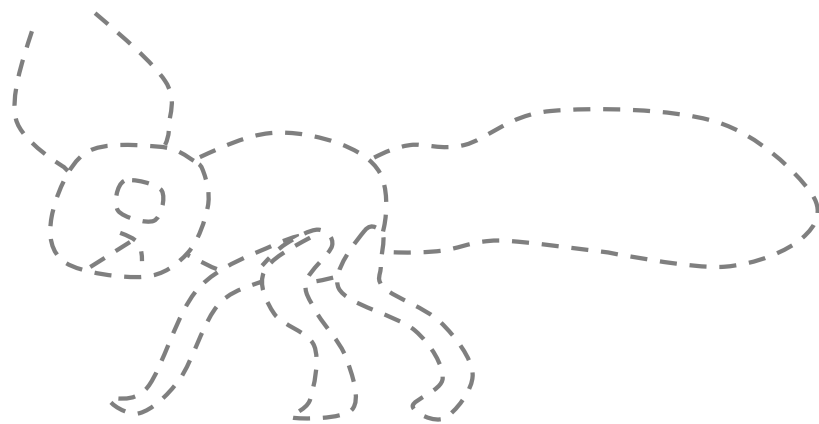




Aa



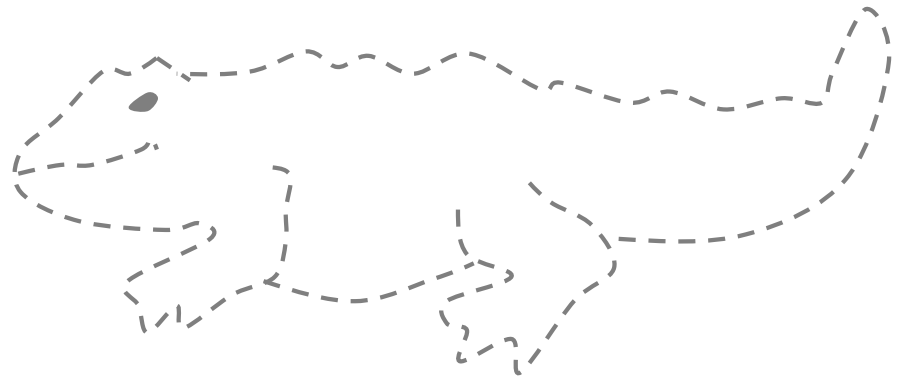
Aa



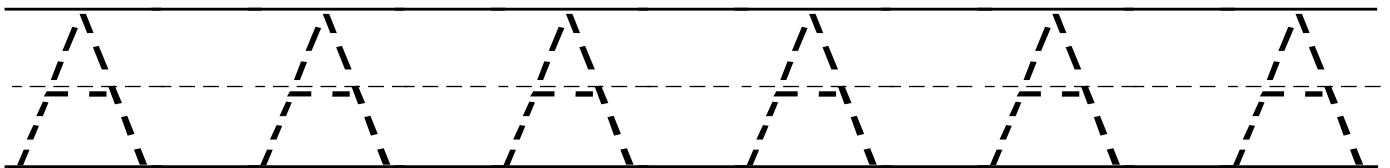
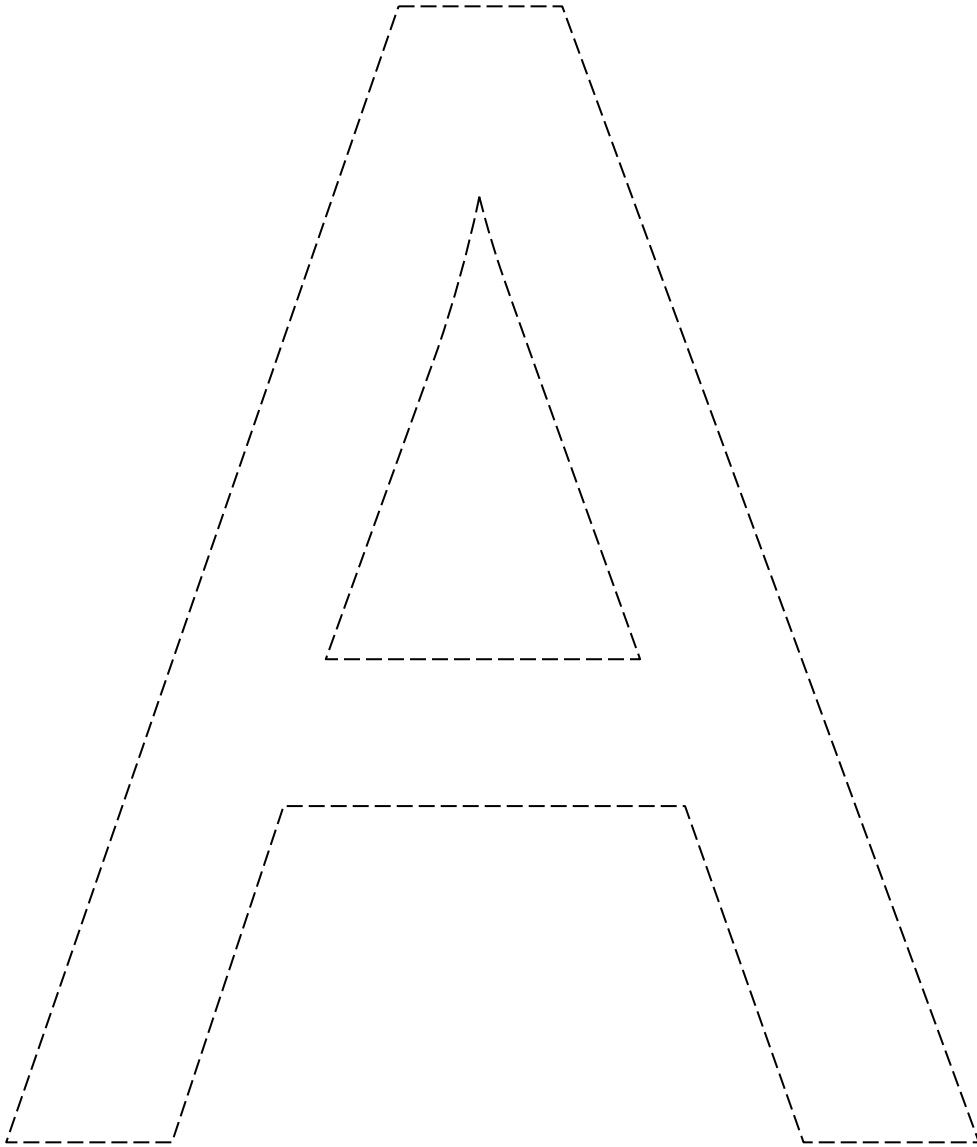
A a






A a





Name: _____






Letter A Necklace – cut out the apples, punch one or two holes at the top of each, and string on yarn



Aa



Aa




Aa



Aa




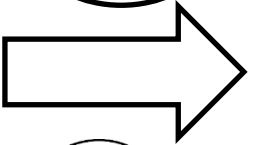
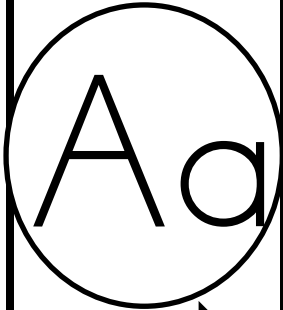

Aa




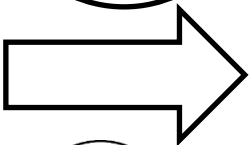
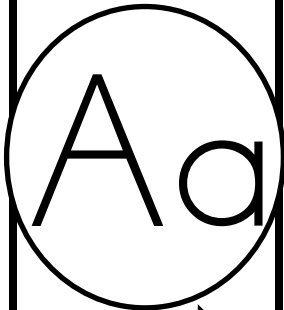

Aa




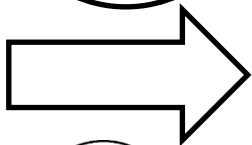


Tape or glue




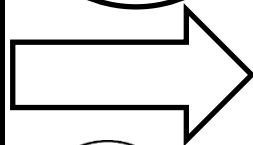


Tape or glue




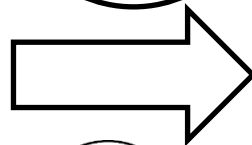


Tape or glue



Tape or glue





Tape or glue




A a

--	--	--	--


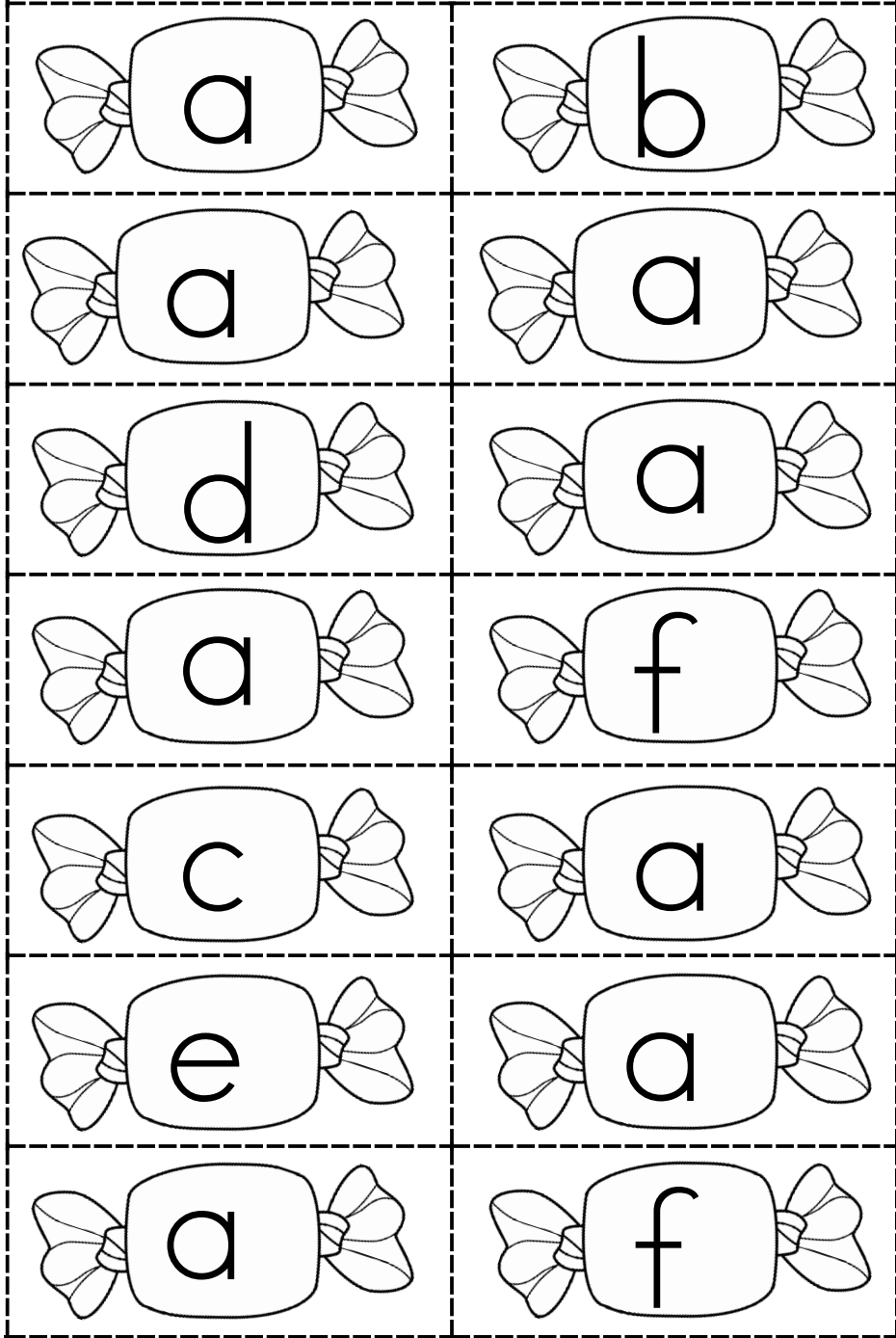


Letter A Crown: Cut out the crown. Cut and paste the pictures onto the crown. Staple a sentence strip or construction paper strip onto the crown to make a head band.


Cut out the candy cards. Sort the candy with an A on it into the jar.



Cut out the candy cards. Sort the candy with an "a" on it into the jar.




A for Apples



Play Dough Mat - Make some apples to put on the tree and in the barrel.


A for Ants





Play Dough Mat - Make some ants to put on the ant hill and on the rock.


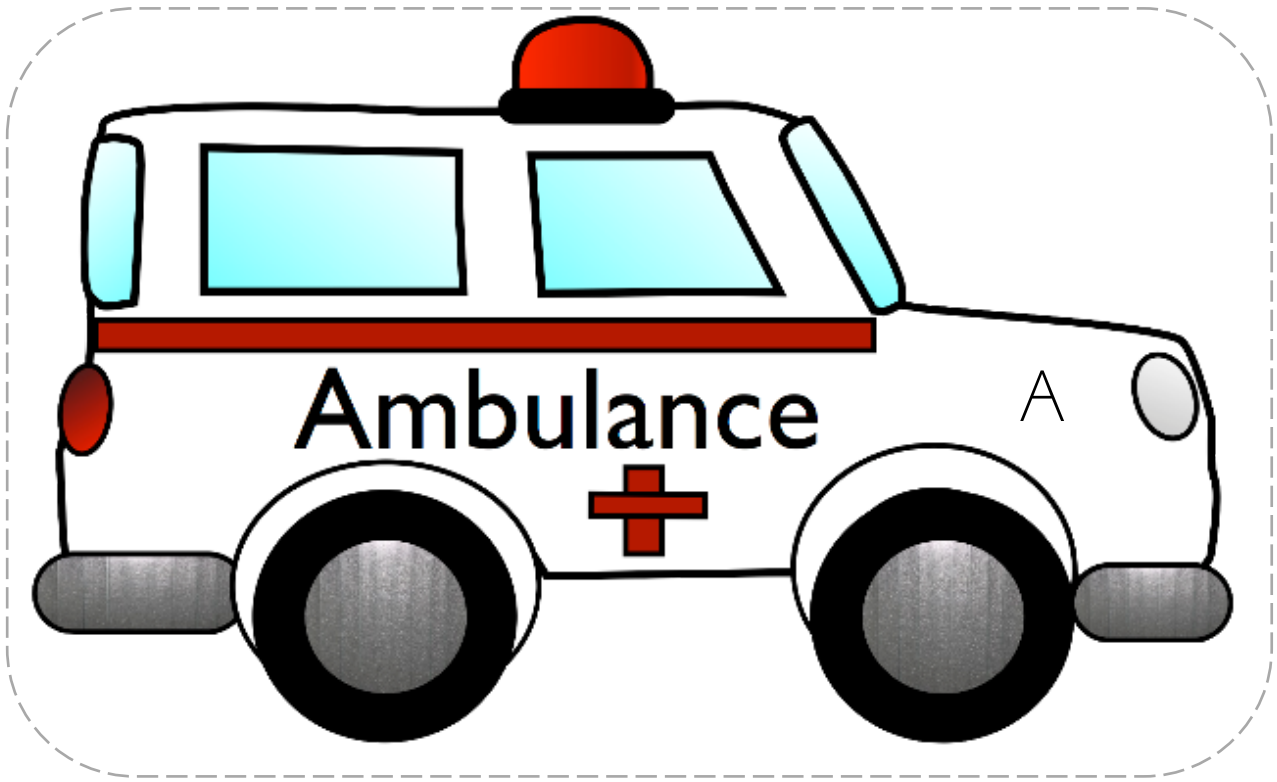
LACING CARD - Print on cardstock, and cut out. Punch holes around the edge. Children lace with yarn or a shoelace.






STICK PUPPETS – print on cardstock, cut out, tape on a craft stick for a handle







A

a